



Cold Formed Metal Building Kits



Design Your Metal Building Kit

Residential, Commercial, Agricultural.

alansfactoryoutlet.com

1-800-488-6903

Table of Contents

GENERAL BUILDING COMPONENTS

| | | | |
|-----------------------------|---|-----------------------------|-----------|
| Panels | 3 | Siding and Other trims | 19 |
| Structural Components | 4 | Special Standing Seam trims | 21 |
| Skylights | 5 | Gutter-related trims | 22 |
| 1x4's | 5 | | |
| Insulation and underlayment | 5 | | |
| | | INSULATION DETAILS | 23 |

DOORS

| | |
|---------------|---|
| Roll-up doors | 4 |
|---------------|---|

FASTENERS

| | |
|-----------------------|---|
| Steel bldg. fasteners | 6 |
| Roof Panel fasteners | 7 |

OTHER ACCESSORIES AND TOOLS

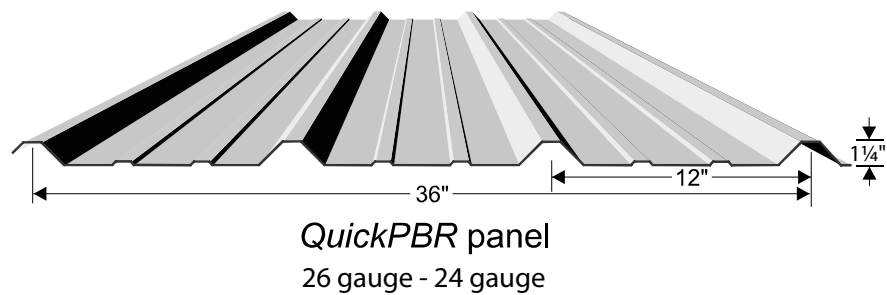
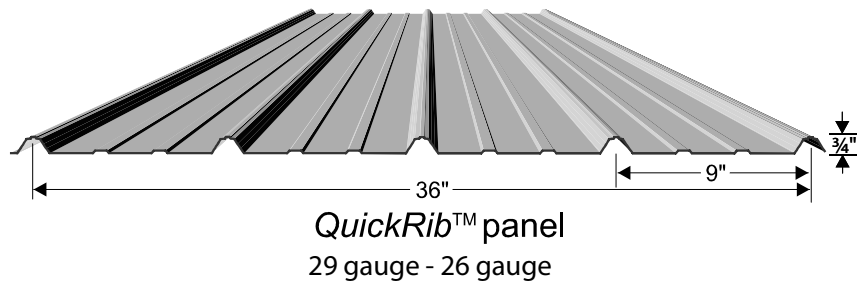
| | |
|----------------------------|---|
| Closures | 8 |
| Tools and clips | 9 |
| Boots, paint, and sealants | 9 |

TRIMS

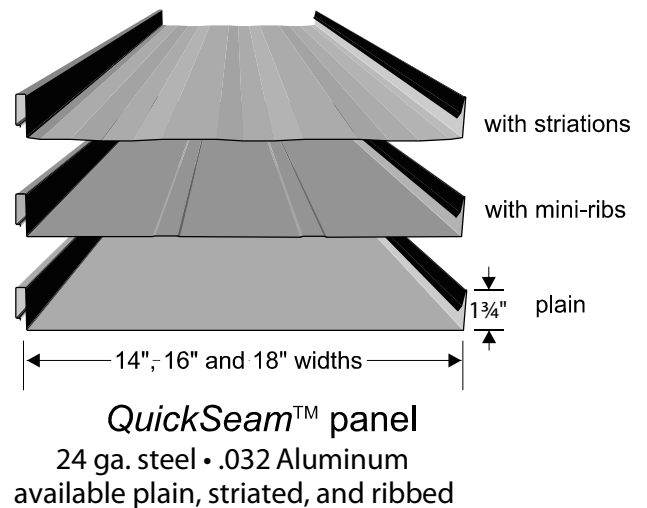
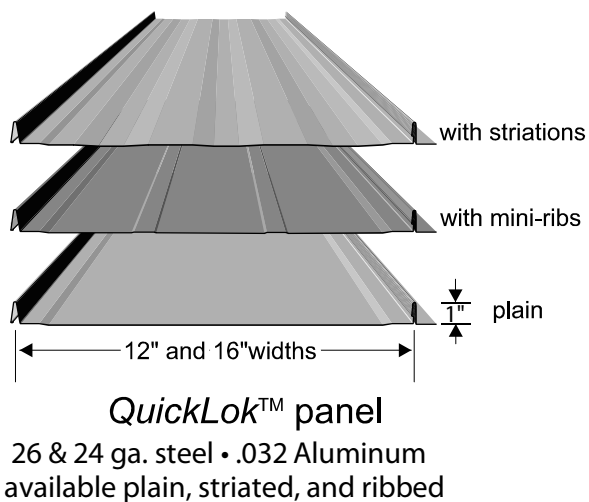
| | |
|---------------------------------|----|
| Ridge caps | 10 |
| Transitions and Valleys | 11 |
| Eave trims | 14 |
| Gable trims | 15 |
| Corner trims | 16 |
| Sidewall trims | 17 |
| End-wall and special wall trims | 18 |

Panel Profiles

Exposed Fastener Panels




Standing Seam Panels




Structural Components

Steel Purlins and Structural Materials


Processed with a fully automated bradbury QTR purlin mill




Base angle




Zee Purlins



Cee Purlins



U-channel

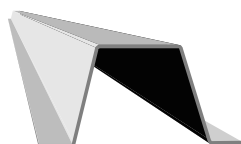


Eave struts


| | Web | | Flange | |
|------------|-------|-----|--------|-------|
| | min | max | min | max |
| Angle | 4 | 20 | 2 | 2 |
| Zee Purlin | 4 | 20 | 2 | 4-1/2 |
| Cee Purlin | 3-1/2 | 20 | 1-1/2 | 20 |
| U-Channel | 3-1/2 | 20 | 1-1/2 | 20 |
| Eave Strut | 4 | 20 | 2 | 5 |

Both Galvanized and Red Oxide available

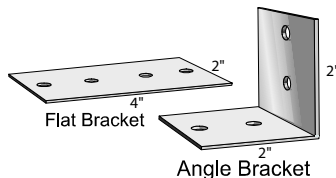
- ✓ **Gauge:** 10, 12, 14, 16, and 18 ga
- ✓ **Punch:** Round and oblong, automated punch change - can match any punch pattern
- ✓ **Camber Corrector** (Guaranteed straight components)
- ✓ **Anti Flare** (Components always match end-to-end)
- ✓ **Finish:** Painted and G90 galvanized



1 1/2" 16 ga. x 21 ft
Hat Channel



14 ga. Angle
Brackets



Pre-drilled
14 ga. Brackets



14 ga & 16 ga Strapping
1 1/2" width

Roll-up and Walk Doors



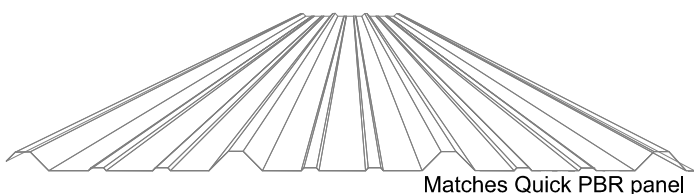
3070 door kits

- ✓ Mini-warehouse doors
- ✓ Commercial doors
- ✓ Wind-Loaded doors
- ✓ Steel frame walk doors
- ✓ Florida product approval

Skylights & 1x4's

Polycarbonate skylight panels


12' long X 1mm
stocked in clear or white translucent
other lengths and thicknesses can be ordered



Compare Polycarbonate panels with fiberglass:

- ✓ Up to 20x the impact resistance
- ✓ Higher light transmission rates
- ✓ Lower yellowing index
- ✓ Higher load rating
- ✓ Higher resistance to wind uplift

#2 Southern Yellow Pine 1 x 4's – 12' lengths



Die-formed PBR Ridge Cap

- ✓ 24 or 26 ga. 3' coverage
- ✓ All colors available
- ✓ Up to 4:12 pitch

Insulation

4'x125' rolls (See back cover for more information)

rFoil® Double Bubble Insulation



LOW-E Insulation



Seam Tape White or Silver



Double Stick Insulation Tape 75' Roll



Steel Building Accesories

**Dewalt ½-inch ®
Concrete Anchors**



½ x 7-inch Wedge Anchors



⅝" A325 Bolt




⅝" A325 Heavy Duty Washer



⅝" A325 Heavy Duty Nut



⅝" Flanged Bolt



⅝" Flange Nut



**¼" X 1" Mushroom Head
Spike**



Roof Panel Accessories


Long-life screws - Carbon Steel



#10 WoodZAC®
1½" and 2"



#12 XG WoodZAC®
1½"



1/4-14 Zac® Type 17-AB
"Goof Screw"
1½" & 2"



1/4-14 Stitch/Lap screw
7/8" stocked in all colors



12-14 SD Tek screw
1¼"

Long-life screws - Stainless Caps



#10-15 WoodMAC™ HiLo
Stainless cap panel screw



1/4-14 MAC™ Lap
Stainless cap lap screw



#43 x 1/8"
Stainless pop rivets

Economy screws



#10-14 Panel screw
1½", 2"



1/4-14 X 7/8
Stitch/Lap



#12-14 x 1"
SD Tek screw



1/4-14 x 1¼" SD
(washerless)

Pancake screws



Extra-low profile pancake screw for QuickLok panels. 1" & 1½" carbon steel and 1" stainless



Pancake clip screws for clips on QuickSeam and mechanical seam panels. 1, 1½, & 2" carbon steel and 1" stainless



Pancake self-drilling screws for attaching panel clips to metal purlins



Deck Screws #9 x 2½ and #9 x 3"
w/green long-life coating for attaching lathing
Star drive in 5 lb cases

Sealing and Venting Solutions

PROFILE VENT®

Our best venting solution
comes in lengths up to 50'



QuickLok panel

QuickSeam panel

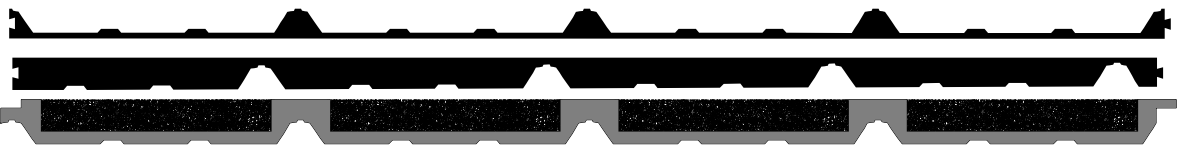
Quick PBR panel

Quick Rib® panel

Closures Closures come in panel widths


Quick Rib®

Inside
Outside
Vented



Quick PBR

Inside
Outside
Vented



Expanding Foam



Expands to fill up voids. Recommended
for sealing panels over valleys.

1" x 1" x 20' roll — QuickRib, 5V
expands from ¼" up to 1"

1" x 1 ½" x 15' roll — Quick PBR
expands from ⅜" up to 1 ½"

Peel and Seal®



For sealing hips
and ridges

Aluminum back
33 ½ x 6-inch roll

Pipe Boots - for temperatures up to 250°

| | |
|----|-----------------------|
| #2 | 1/2" - 5" |
| #3 | 1/4" - 5" |
| #4 | 3" - 6 1/4" |
| #5 | 4 1/4" - 7 3/4" |
| #6 | 5" - 9" |
| #7 | 6" - 11" |
| #8 | 7" - 13" |
| #9 | 9" - 19" |



Available in light gray

Retrofit/Electrical Boots

Gray w/ round base

#2 boot 2" - 7 1/4"



Touch-up Paint -

Matches
paint used on
panels



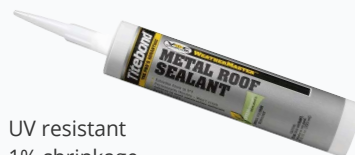
2 oz. brush bottles

Spray Paint - Not
intended for use
on panels or trim



16 oz. cans
Available in all colors


Titebond® - adhesive/sealant



- UV resistant
- 1% shrinkage
- to 0°F application
- Bonds to wet surfaces
- Fill up to 1" gaps
- Paintable in 1-2h
- Solvent-Free
- Colors match panels
- Very flexible

Butyl Sealant Tape

3/32" x 3/8" x 45'
3/32" x 1/2" x 45'



Our most economical general purpose
sealing solution

Triple Bead Butyl Sealant

3/16" x 2 1/2" x 20' Roll

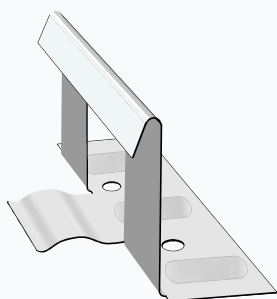


Gooseneck Vents -

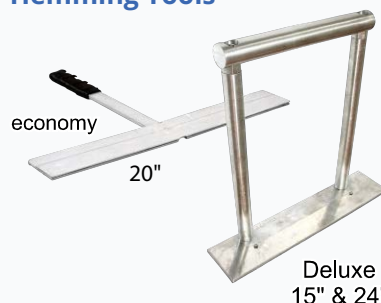
6 & 10 inch
Galvalume®



UL-90 Clip - for fastening
QuickSeam panels




Standing Seam Hemming Tools



Malco®

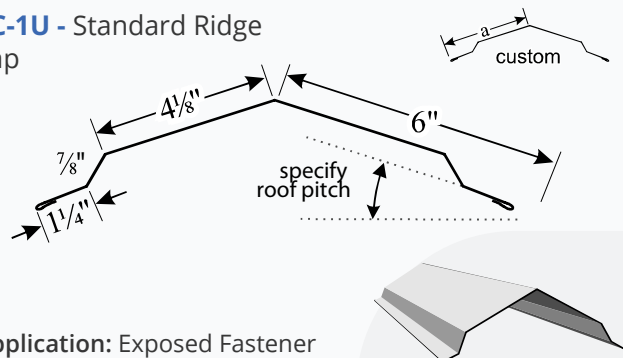
Turbo Shear HD (Drill not
included)



Use with minimum
14.4 volt 3/8" drill

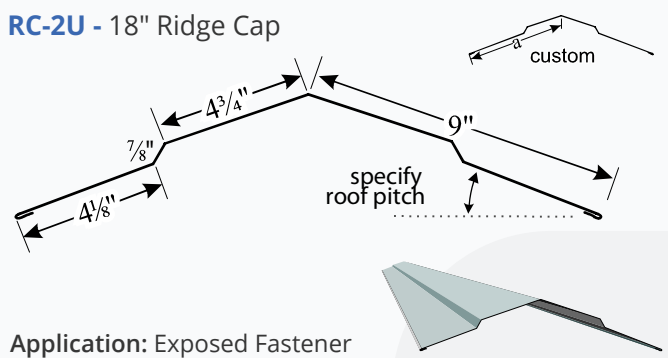
Ridge Caps

RC-1U - Standard Ridge Cap



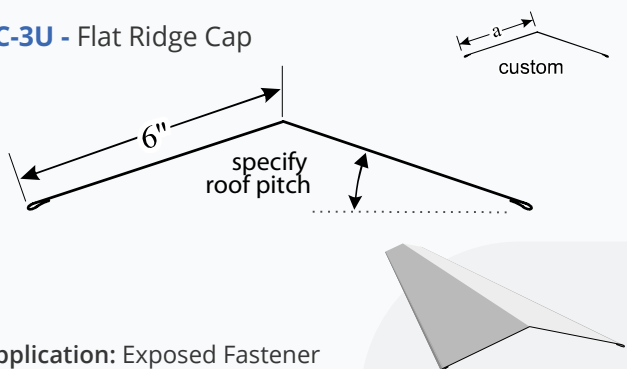
Application: Exposed Fastener

RC-2U - 18" Ridge Cap



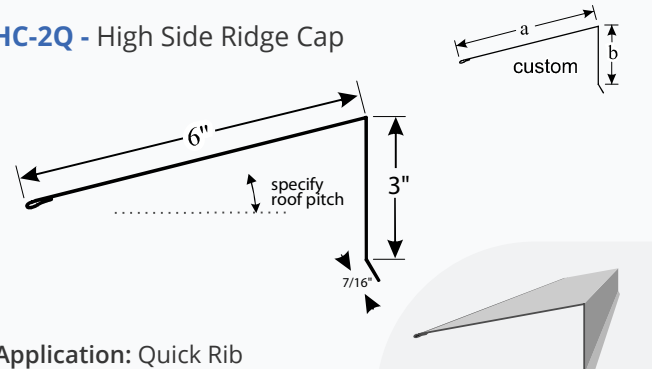
Application: Exposed Fastener

RC-3U - Flat Ridge Cap



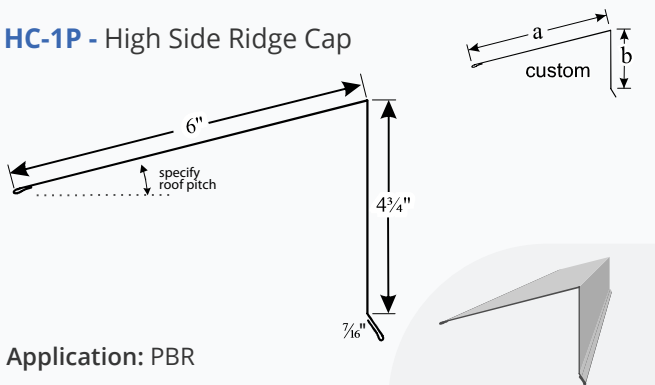
Application: Exposed Fastener

HC-2Q - High Side Ridge Cap



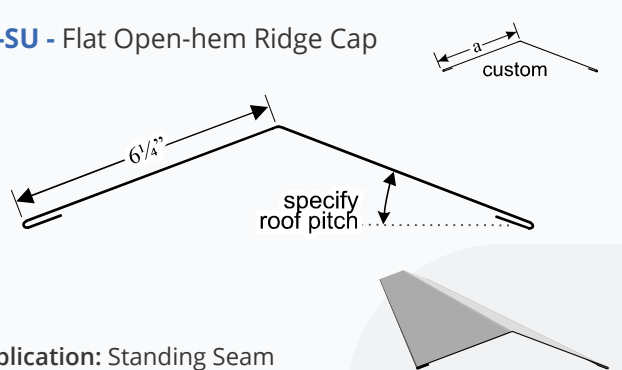
Application: Quick Rib

HC-1P - High Side Ridge Cap



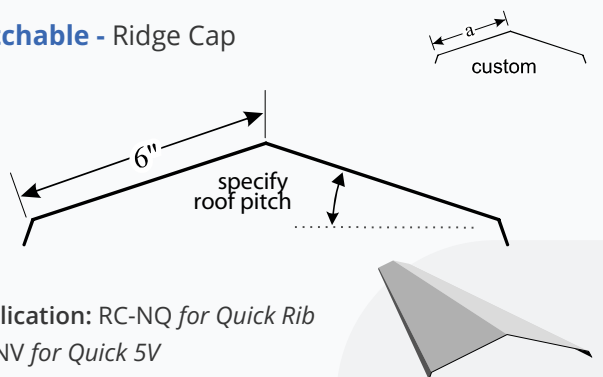
Application: PBR

RC-SU - Flat Open-hem Ridge Cap



Application: Standing Seam

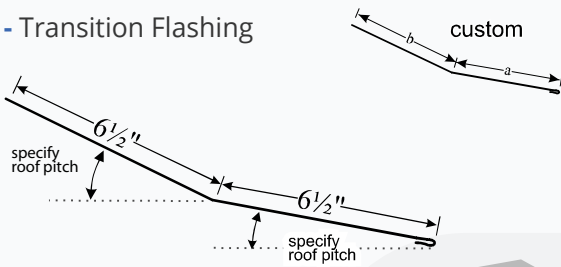
Notchable - Ridge Cap



Application: RC-NQ for Quick Rib
RC-NV for Quick 5V

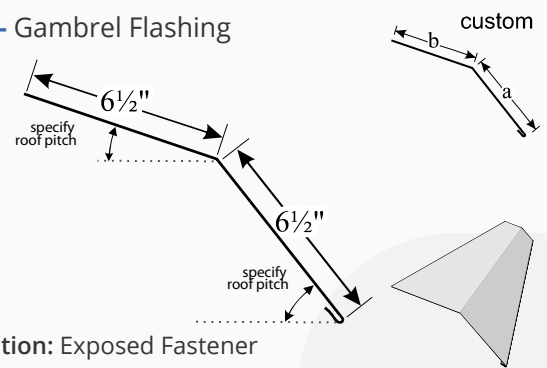
Valleys and Transition Flashings

TF-1U - Transition Flashing



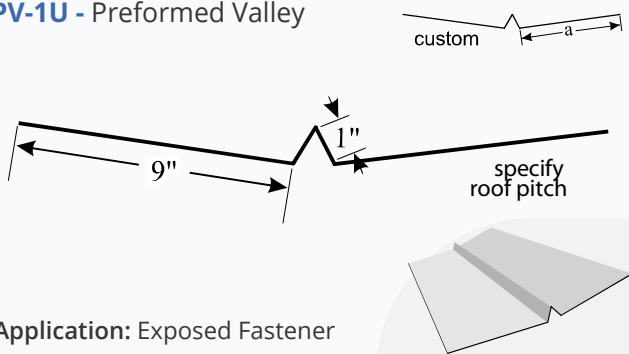
Application: Exposed Fastener

GF-1U - Gambrel Flashing



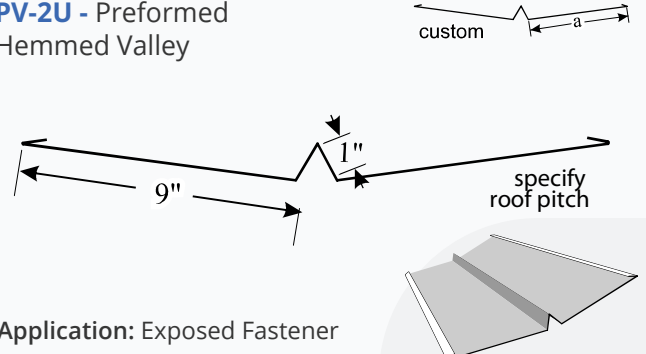
Application: Exposed Fastener

PV-1U - Preformed Valley



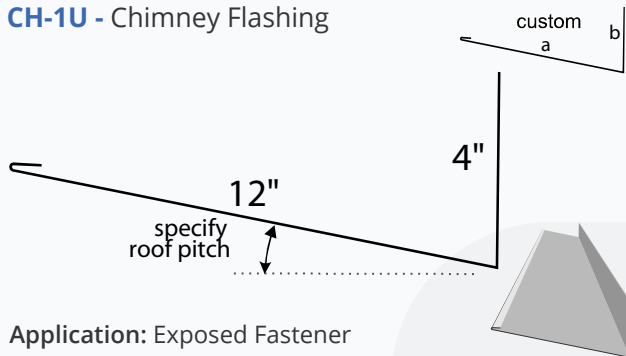
Application: Exposed Fastener

PV-2U - Preformed Hemmed Valley



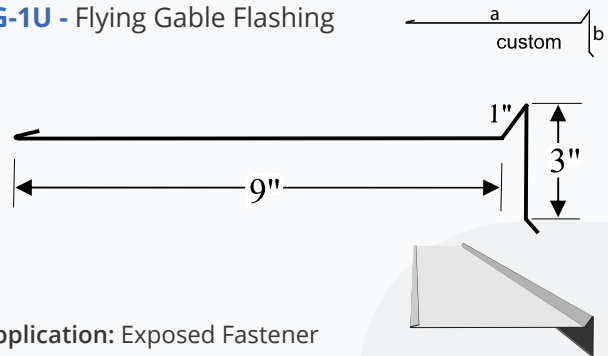
Application: Exposed Fastener

CH-1U - Chimney Flashing



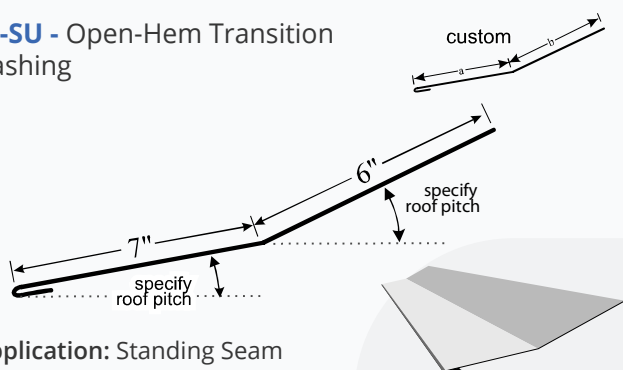
Application: Exposed Fastener

FG-1U - Flying Gable Flashing



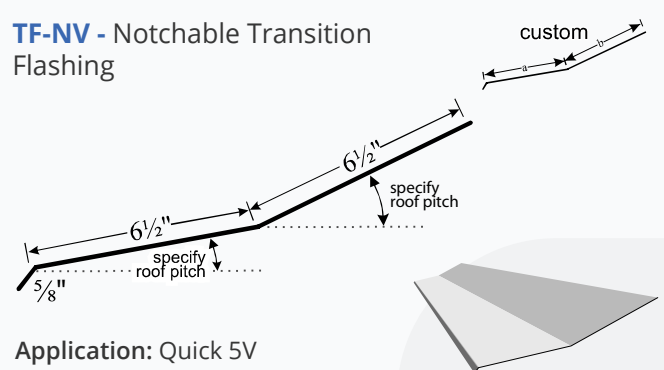
Application: Exposed Fastener

TF-SU - Open-Hem Transition Flashing



Application: Standing Seam

TF-NV - Notchable Transition Flashing



Application: Quick 5V



PRE-ENGINEERED RESIDENTIAL & COMMERCIAL BUILDINGS

COLD FORMED STEEL BUILDINGS

Steel Buildings



SINGLE SLOPE

SIMPLE TO ERECT
COST EFFECTIVE DESIGN
FULLY CUSTOMIZABLE



STRAIGHT GABLE

ECONOMICAL DESIGN
MULTIPLE CONFIGURATIONS
QUICK INSTALLATION



DUTCH BARN

GAMBREL STYLE ROOF LINE
LARGE OVERHEAD SPACE
DISTINCTIVE DESIGN



AMERICAN BARN

CLASSIC FARMLAND STYLE
RESIDENTIAL & COMMERCIAL
ICONIC WING DESIGN

alansfactoryoutlet.com

1-800-488-6903

Color & gauge selections subject to availability. Lead times may vary.



Alan's[®]
FACTORY OUTLET



PREMIUM GALVALUME & .032 ALUMINUM ROOFING PANELS

PREMIUM ROOFING PANELS

Metal Roofing

QUICKRIB™



3/4 " EXPOSED FASTENER
29 GAUGE + 26 GAUGE
MINIMUM SLOPE 3:12

PBRPANEL



1-1/4" EXPOSED FASTENER
26 GAUGE + 24 GAUGE
MINIMUM SLOPE 1:12

QUICKSEAM™



1-3/4" STANDING SEAM
24 GAUGE + .032 ALUMINUM
MINIMUM SLOPE 1:12

QUICKLOK™



1" STANDING SEAM
26&24 GA. + .032 ALUMINUM
MINIMUM SLOPE 3:12

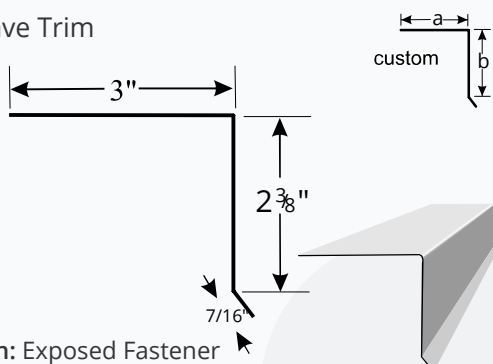
alansfactoryoutlet.com

1-800-488-6903

For exact color match & availability please contact our office.

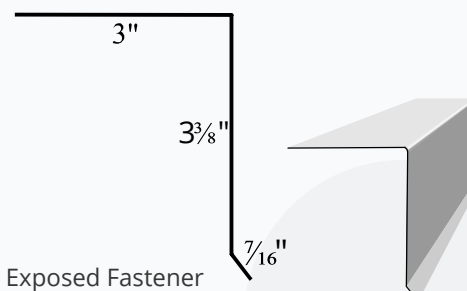
Eave Trims

ET-2U - Eave Trim



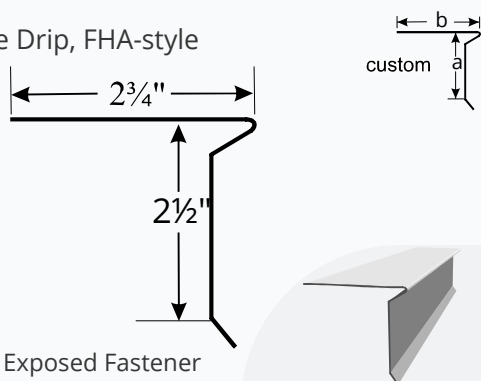
Application: Exposed Fastener

ET-3U - Over-Lath Eave Trim



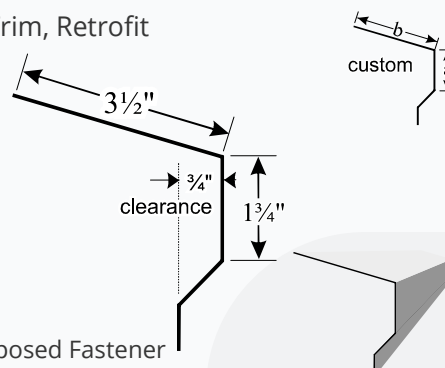
Application: Exposed Fastener

ET-FA - Eave Drip, FHA-style



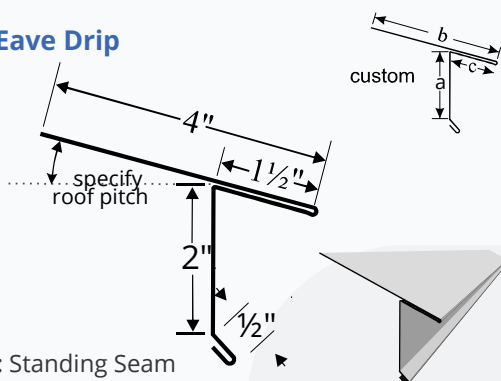
Application: Exposed Fastener

ET-RU - Eave Trim, Retrofit



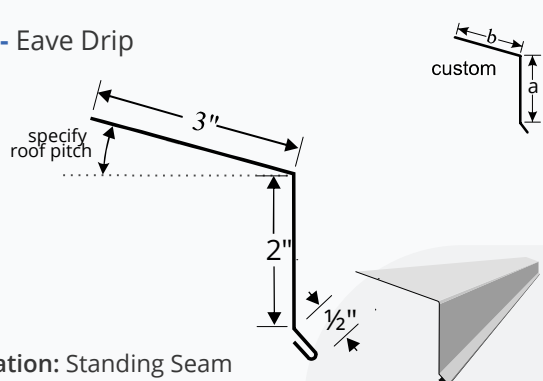
Application: Exposed Fastener

Extended Eave Drip



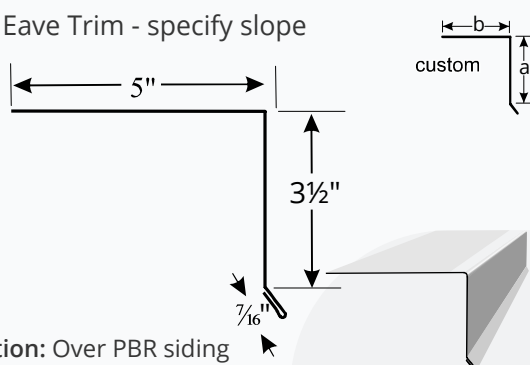
Application: Standing Seam

ET-SU - Eave Drip



Application: Standing Seam

ET-1U - Eave Trim - specify slope

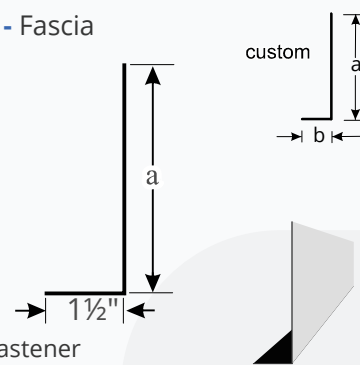


Application: Over PBR siding

FA-4U, FA-5U, FA-6U - Fascia

typical dimension a:

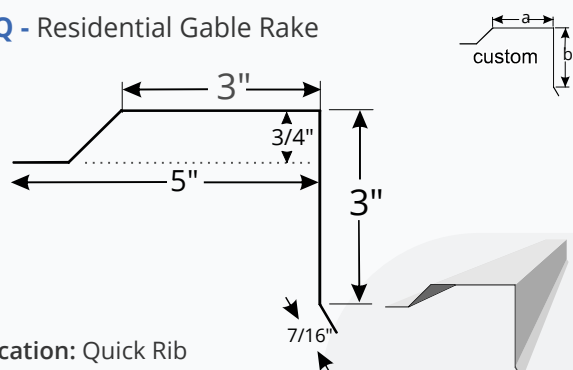
- FA-4U 4 1/2"
- FA-5U 5 1/2"
- FA-6U 6 1/2"



Application: Exposed Fastener

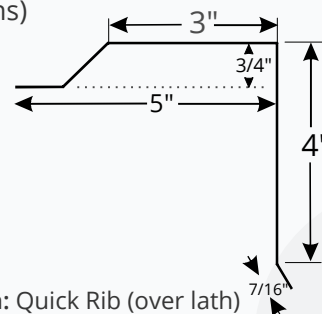
Gable Trims

RT-2Q - Residential Gable Rake



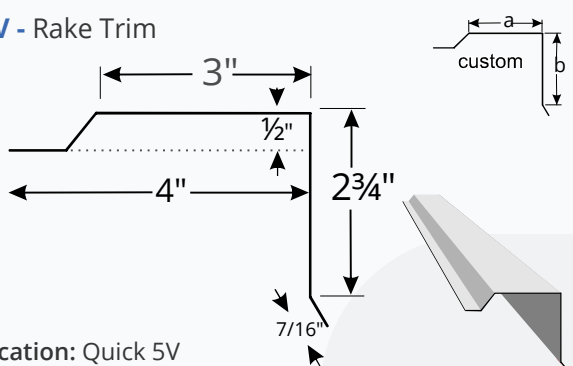
Application: Quick Rib

RT-3Q - Residential Gable Rake (for over lath applications)



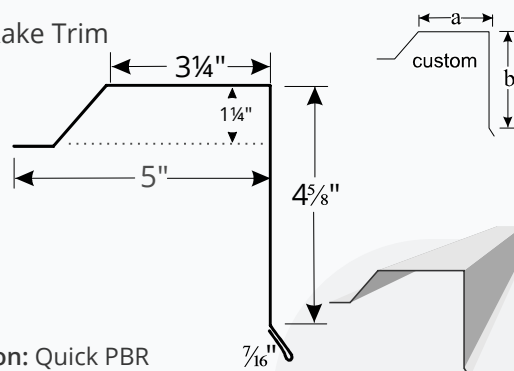
Application: Quick Rib (over lath)

RT-5V - Rake Trim



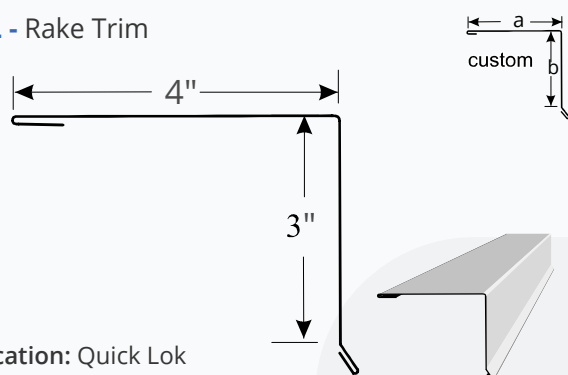
Application: Quick 5V

RT-1P - Rake Trim



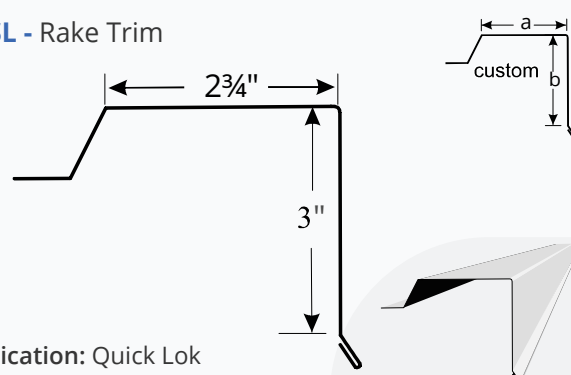
Application: Quick PBR

RT-FL - Rake Trim



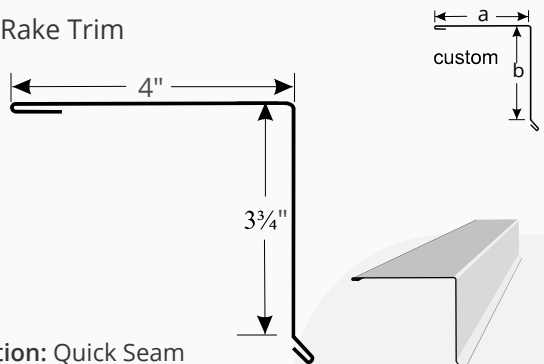
Application: Quick Lok

RT-SL - Rake Trim



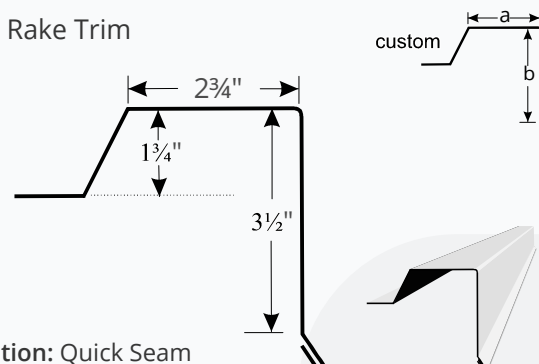
Application: Quick Lok

RT-FS - Rake Trim



Application: Quick Seam

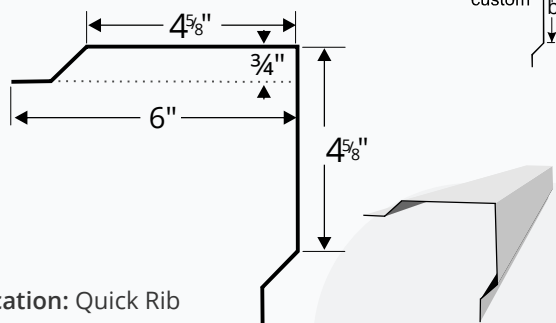
RT-SS - Rake Trim



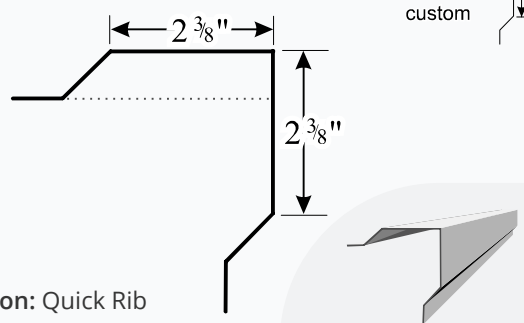
Application: Quick Seam

Gable Trims and Corners

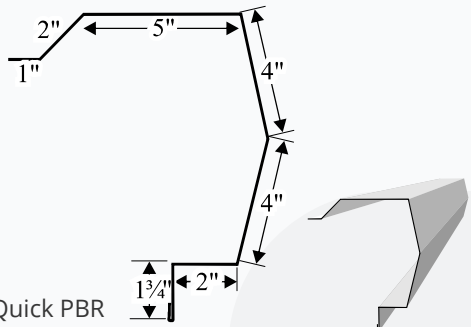
OC-2Q - Large Corner



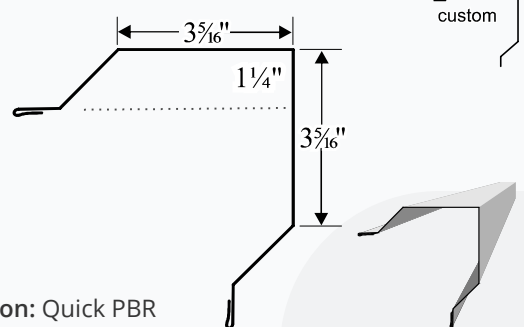
OC-3Q - Small Corner



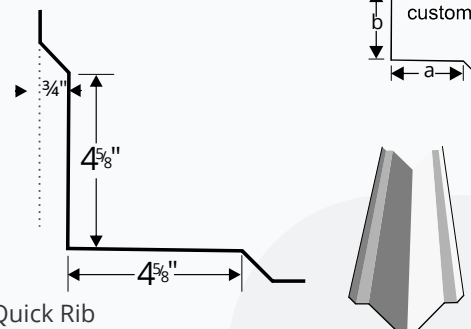
RT-4P - Sculptured PBR Rake



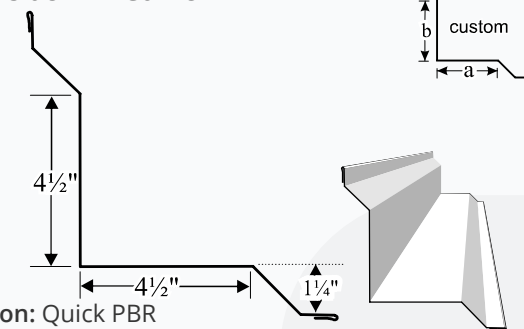
OC-1P - Outside PBR Corner Trim



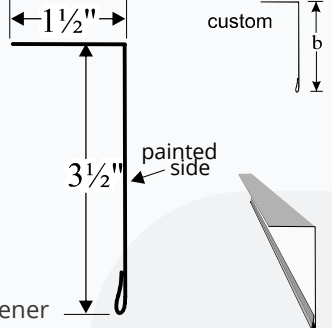
IC-2Q - Inside Corner



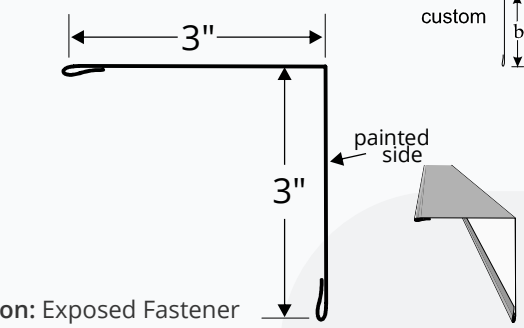
IC-1P - Inside PBR Corner Trim



PC-1U - Post Cover

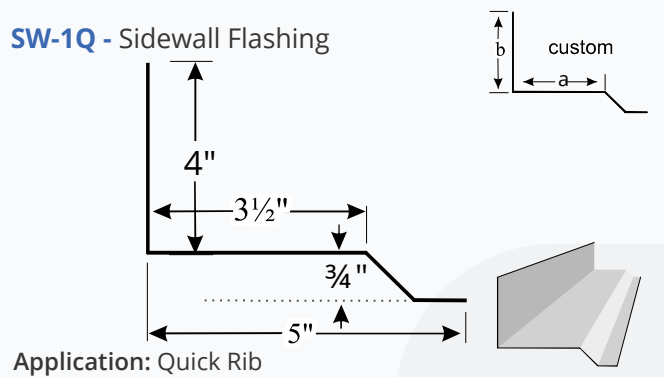


FC-1U - Flat Corner

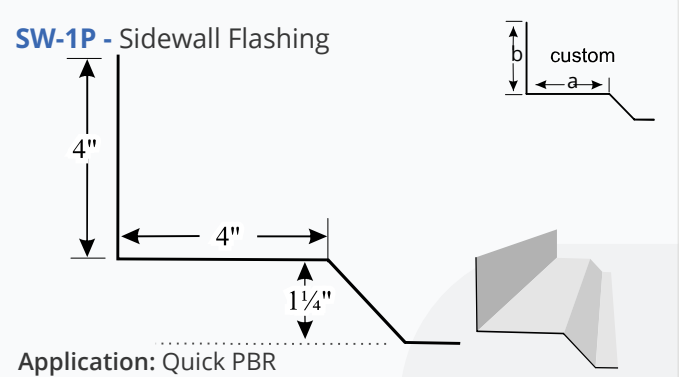


Sidewall Trims

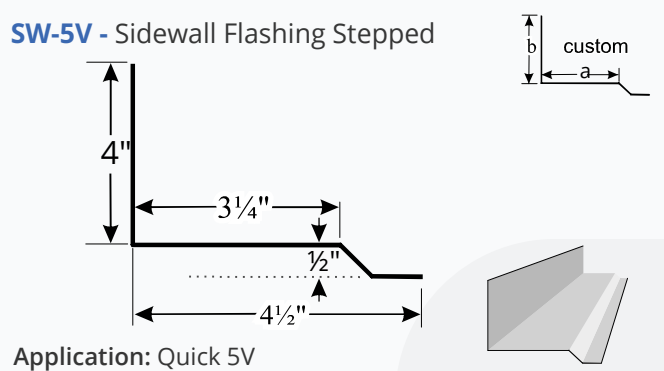
SW-1Q - Sidewall Flashing



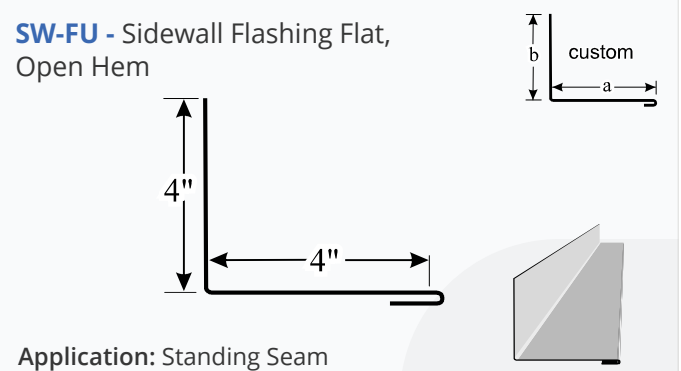
SW-1P - Sidewall Flashing



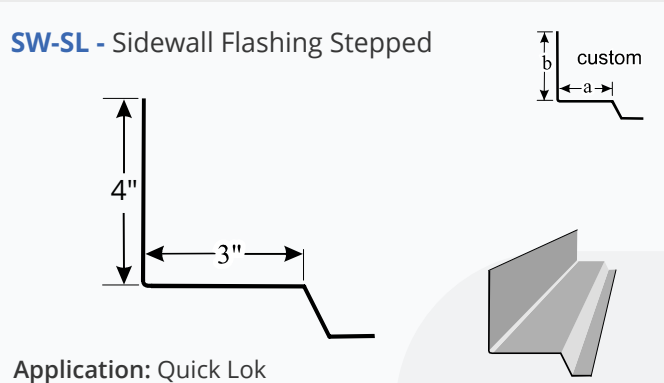
SW-5V - Sidewall Flashing Stepped



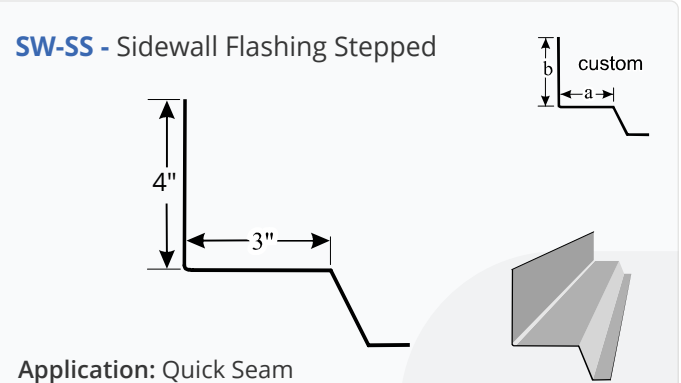
SW-FU - Sidewall Flashing Flat, Open Hem



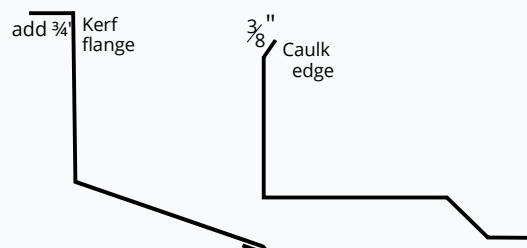
SW-SL - Sidewall Flashing Stepped



SW-SS - Sidewall Flashing Stepped

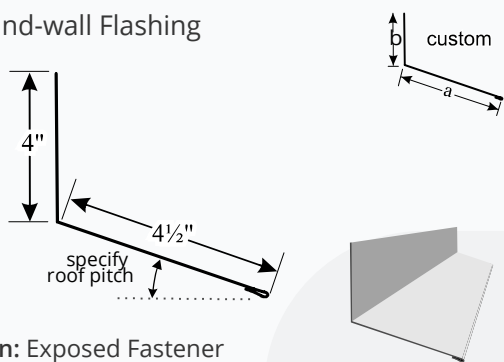


Add a Kerf Flange or a Caulk Edge - to any roof-to-wall flashing

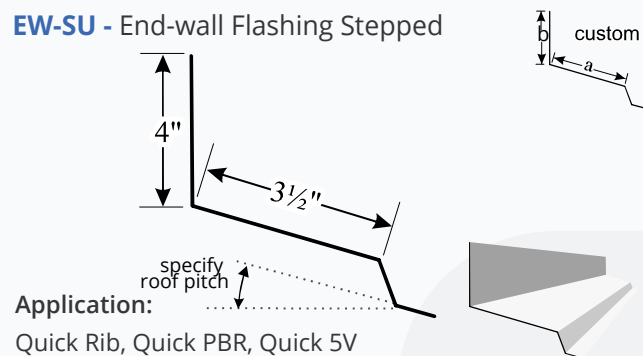


Endwall Trims and Special Wall Trims

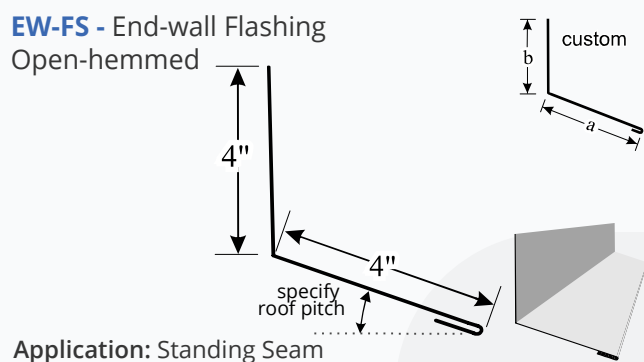
EW-1U - End-wall Flashing



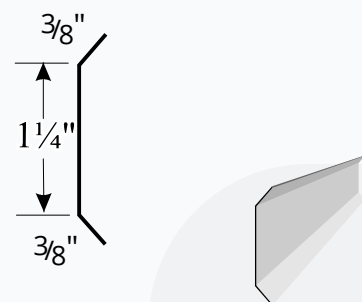
EW-SU - End-wall Flashing Stepped



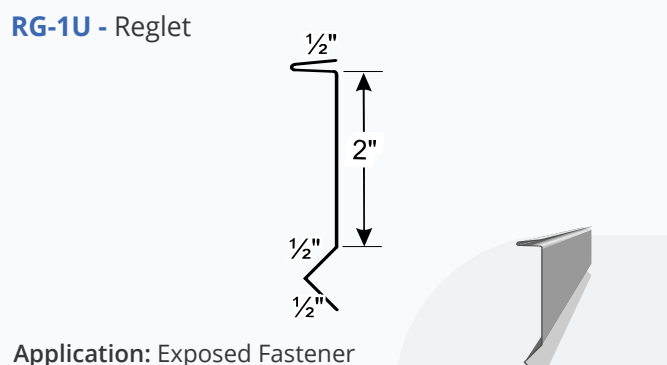
EW-FS - End-wall Flashing
Open-hemmed



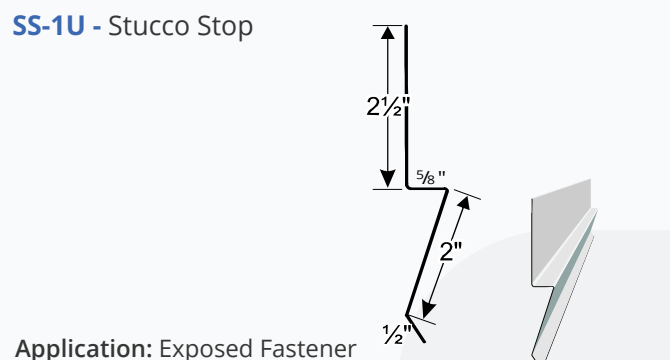
Counter-Flashing



RG-1U - Reglet

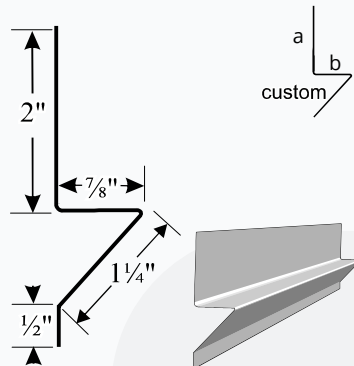


SS-1U - Stucco Stop



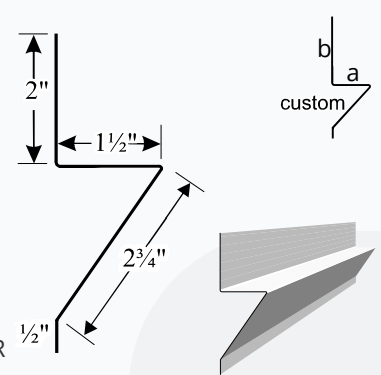
Siding Trims

BT-1Q - Base Drip



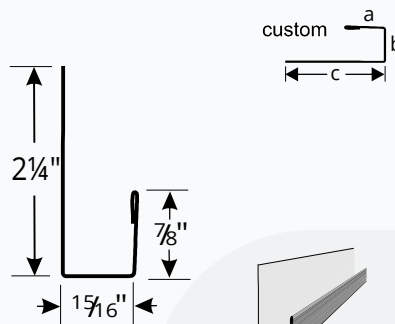
Application: Quick Rib

BT-1P - Base Trim



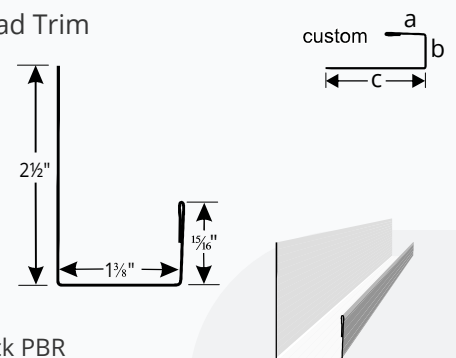
Application: Quick PBR

HT-1Q - Head Trim



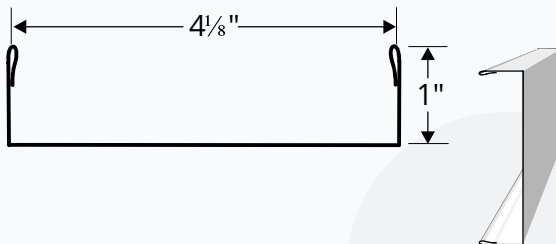
Application: Quick Rib

HT-1P - PBR Head Trim

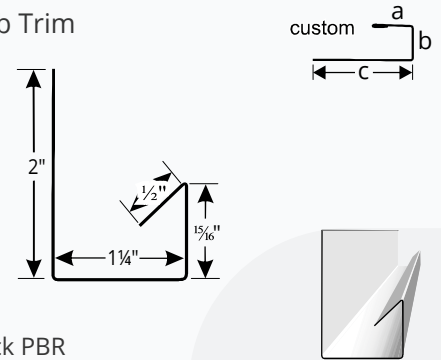


Application: Quick PBR

JC-04, JC-06, JC-08, JC-10, JC-12 Jamb Cover -
4", 6", 8", 10", & 12" coverage

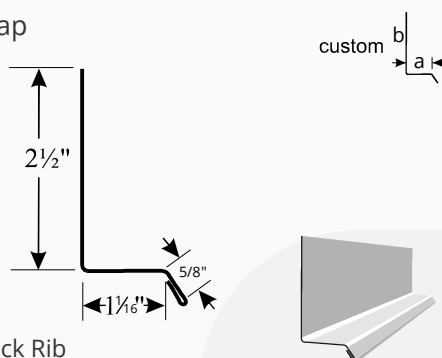


JT-1P - PBR Jamb Trim



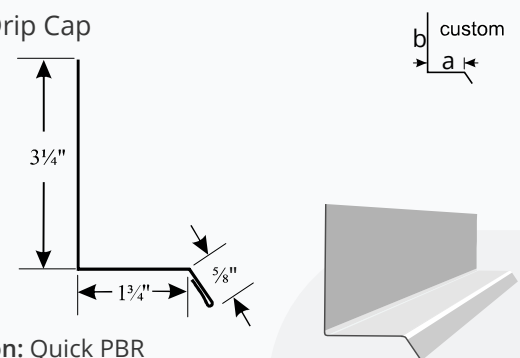
Application: Quick PBR

DC-1Q - Drip Cap



Application: Quick Rib

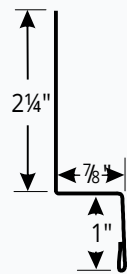
DC-1P - Drip Cap



Application: Quick PBR

Siding and Other Trims

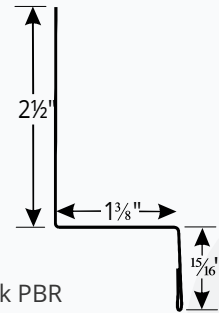
DA-1Q - Double Angle Flashing



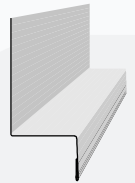
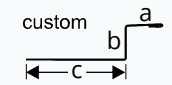
Application: Quick Rib



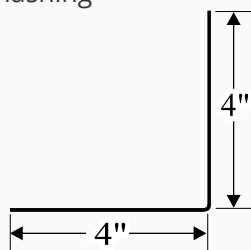
DA-1P - Double Angle Flashing



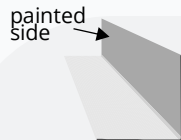
Application: Quick PBR



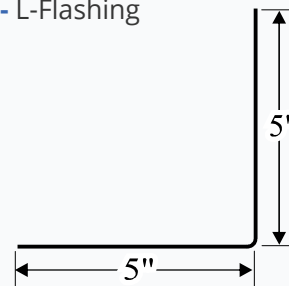
LF-4U - L-Flashing



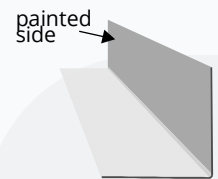
Application: Exposed Fastener



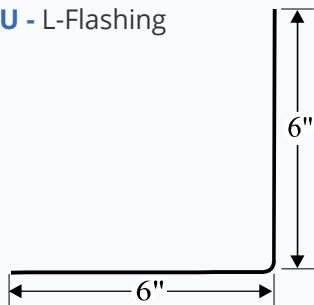
LF-5U - L-Flashing



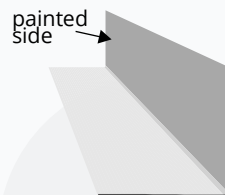
Application: Exposed Fastener



LF-6U - L-Flashing

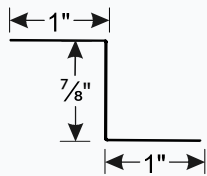


Application: Exposed Fastener

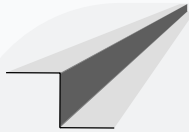


Special Standing Seam Trims

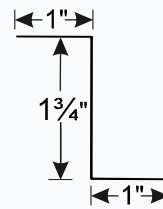
ZF-1L - Z-Flashing



Application: Quick Lok



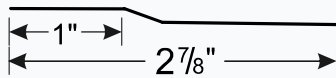
ZF-2S - Z-Flashing



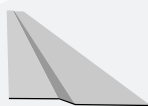
Application: Quick Seam



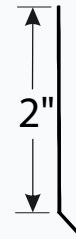
PS-1U - Panel Starter




Application: Standing Seam



Eave Cleat

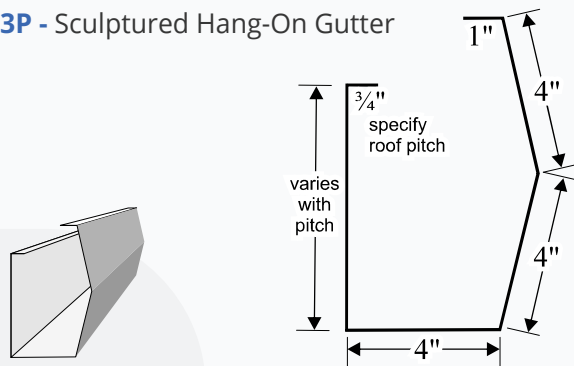


Application: Standing Seam

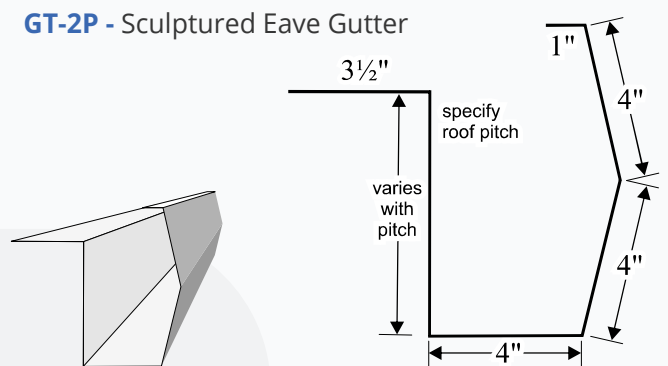


Gutter-related Trims

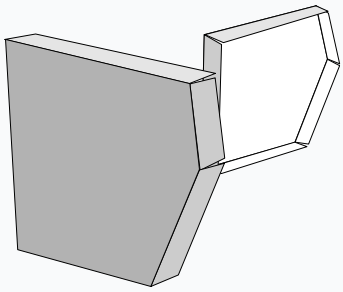
GT-3P - Sculptured Hang-On Gutter



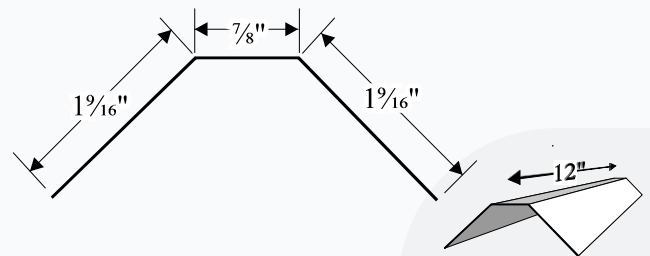
GT-2P - Sculptured Eave Gutter



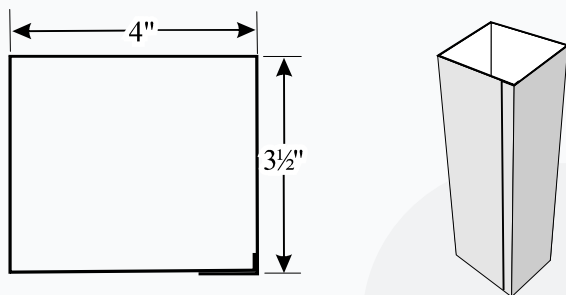
GC-2L - Sculptured Gutter Left End Cap
GC-2R - Sculptured Gutter Right End Cap



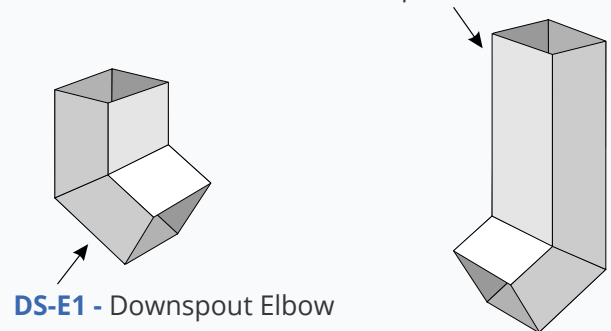
GS-1P - PBR Gutter Strap



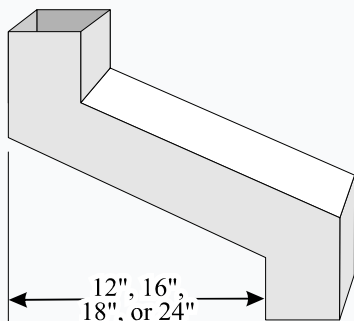
DS-1U - Downspout Straight



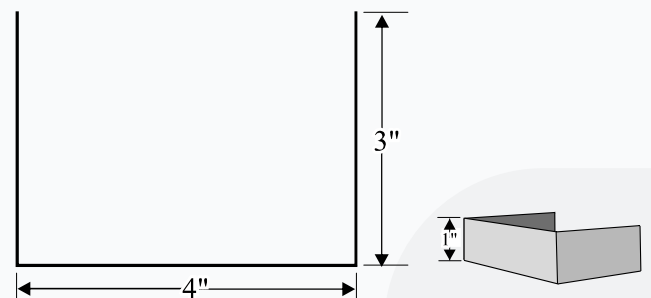
DS-2U - Downspout with Diverter



DS-012, DS-016, DS-018 & DS-024 - Downspout Offset




DS.3U - Downspout Strap



WHEN SOLAR RADIATION IS THE ISSUE...

Reflective Foil Insulation is The Solution



Quicken foil insulation reflects 97% of radiant energy.



rFoil Insulation

Polyethylene bubble bonded to and sandwiched between a radiant barrier metalized foil and a white polyethylene sheet with washable UV-resistant facing

- ✓ Radiant energy reflectivity (up to 97%)
- ✓ Reduces cooling costs
- ✓ Energy Star compliant
- ✓ 100% Waterproof
- ✓ R-values unaffected by humidity and water
- ✓ Radon Barrier
- ✓ Retrofit or new construction
- ✓ Not affected by UV rays
- ✓ Easy installation
- ✓ Resistant to fungus, insects, rodents, birds
- ✓ Only 5/16" thick



LOW-E Reflective Insulation

- ✓ Increases energy savings
- ✓ Reflects up to 97% of radiant heat
- ✓ Pure aluminum non-degrading facings on both sides
- ✓ Polyethylene foam core self seals around fasteners
- ✓ Indoor air quality rated
- ✓ Excellent vapor barrier
- ✓ Bird, insect, mold & mildew resistant



BUILD Stronger FASTER & More Efficient

Design Your Own Metal Building Kit



STRONG

Cold-Formed Steel
Hurricane Rated
Metal Building Kits



QUICK

Quick Turn-Around
Material Takeoffs
Product Delivery



EFFICIENT

Fully Engineered
Cost Effective
Premier Service

alansfactoryoutlet.com

1-800-488-6903