



Alan's FACTORY OUTLET

Alan's Factory Outlet www.alansfactoryoutlet.com 1-800-488-6903

32 to 60 Wide Certified 105 mph and 65 psf

Carport Price List for PA, OH, MD and IN.

Prices on this page are 8' sides carport roof. To close sides, make taller or turn into a metal building refer to 2nd page.

*Prices subject to change without notice.

PRICE INCLUDES:

- Vertical or Lap Siding Panels
- 1 Year Workmanship Warranty (Limited)
- 20 Year Warranty (See web for more info)
- 29 Gauge Roofing
- Cement Anchors
- Mobile Home Anchors (Ground)
- Welded Truss
- Braces On Every Leg
- 4' Centers or Less
- 12 Gauge

PRICES
FOR
TOP ONLY



PLEASE NOTE:

- Customer must provide **TELESCOPIC FORK LIFT** during installation and must be able to reach 10' beyond building height.
- Site inspection required before installation.
- Colored screws available
- 26 Ga. Metal Upgrade Available

Certified 105mph/65psf
32' to 40' Wide / 8' to 20' Tall

32 x 20 \$6,395	34 x 20 \$6,695	36 x 20 \$7,095	38 x 20 \$7,495	40 x 20 \$7,995
32 x 24 \$7,495	34 x 24 \$7,845	36 x 24 \$8,245	38 x 24 \$8,645	40 x 24 \$9,145
32 x 28 \$8,595	34 x 28 \$8,995	36 x 28 \$9,395	38 x 28 \$9,795	40 x 28 \$10,295
32 x 32 \$9,695	34 x 32 \$10,145	36 x 32 \$10,545	38 x 32 \$10,945	40 x 32 \$11,445
32 x 36 \$10,795	34 x 36 \$11,295	36 x 36 \$11,695	38 x 36 \$12,095	40 x 36 \$12,595
32 x 40 \$11,895	34 x 40 \$12,445	36 x 40 \$12,845	38 x 40 \$13,245	40 x 40 \$13,745
32 x 44 \$12,995	34 x 44 \$13,595	36 x 44 \$13,995	38 x 44 \$14,395	40 x 44 \$14,895
32 x 48 \$14,095	34 x 48 \$14,745	36 x 48 \$15,145	38 x 48 \$15,545	40 x 48 \$16,045
32 x 52 \$15,195	34 x 52 \$15,895	36 x 52 \$16,245	38 x 52 \$16,695	40 x 52 \$17,195

4' Centers 12Ga.

Certified 105mph/65psf
42' to 50' Wide / 8' to 20' Tall

42 x 20 \$8,295	44 x 20 \$8,695	46 x 20 \$9,195	48 x 20 \$9,695	50 x 20 \$10,295
42 x 24 \$9,445	44 x 24 \$9,845	46 x 24 \$10,345	48 x 24 \$10,895	50 x 24 \$11,495
42 x 28 \$10,595	44 x 28 \$10,995	46 x 28 \$11,495	48 x 28 \$12,095	50 x 28 \$12,695
42 x 32 \$11,745	44 x 32 \$12,145	46 x 32 \$12,645	48 x 32 \$13,295	50 x 32 \$13,895
42 x 36 \$12,895	44 x 36 \$13,295	46 x 36 \$13,795	48 x 36 \$14,495	50 x 36 \$15,095
42 x 40 \$14,045	44 x 40 \$14,445	46 x 40 \$14,945	48 x 40 \$15,695	50 x 40 \$16,295
42 x 44 \$15,195	44 x 44 \$15,595	46 x 44 \$16,095	48 x 44 \$16,895	50 x 44 \$17,495
42 x 48 \$16,345	44 x 48 \$16,745	46 x 48 \$17,245	48 x 48 \$18,095	50 x 48 \$18,695
42 x 52 \$17,495	44 x 52 \$17,895	46 x 52 \$18,395	48 x 52 \$19,295	50 x 52 \$19,895

4' Centers 12Ga.

Certified 105mph/65psf
52' to 60' Wide / 8' to 20' Tall

52 x 20 \$10,695	54 x 20 \$11,395	56 x 20 \$11,995	58 x 20 \$12,595	60 x 20 \$13,195
52 x 24 \$11,895	54 x 24 \$12,595	56 x 24 \$13,195	58 x 24 \$13,795	60 x 24 \$14,395
52 x 28 \$13,095	54 x 28 \$13,795	56 x 28 \$14,395	58 x 28 \$14,995	60 x 28 \$15,595
52 x 32 \$14,295	54 x 32 \$14,995	56 x 32 \$15,595	58 x 32 \$16,195	60 x 32 \$16,795
52 x 36 \$15,495	54 x 36 \$16,195	56 x 36 \$16,795	58 x 36 \$17,395	60 x 36 \$17,995
52 x 40 \$16,695	54 x 40 \$17,395	56 x 40 \$17,995	58 x 40 \$18,595	60 x 40 \$19,195
52 x 44 \$17,895	54 x 44 \$18,595	56 x 44 \$19,195	58 x 44 \$19,795	60 x 44 \$20,395
52 x 48 \$19,095	54 x 48 \$19,795	56 x 48 \$20,395	58 x 48 \$20,995	60 x 48 \$21,595
52 x 52 \$20,295	54 x 52 \$20,995	56 x 52 \$21,595	58 x 52 \$22,195	60 x 52 \$22,795

3' 6" Centers or Less 12Ga.

PLEASE NOTE THAT COLORS MAY VARY DUE TO PRINTING PROCESS

B. Red	Black	V. Burgundy	Clay	E. Brown	E. Green	P. Beige	P. Gray	Q. Gray	S. Stone	S. Blue	Tan	White
--------	-------	-------------	------	----------	----------	----------	---------	---------	----------	---------	-----	-------

NEW COLORS

C. Red	T. Burgundy	King Blue
--------	-------------	-----------

Certified Available
170/35 14ga.
Refer to NC
Brochure for Pricing.

OPTIONS, ACCESSORIES AND EXTRAS

OPTIONS	20' LONG	24' LONG	28' LONG	32' LONG	36' LONG	40' LONG	44' LONG	48' LONG	52' LONG
CONNECTION FEE PER LEAN TO	\$300	\$325	\$350	\$375	\$400	\$425	\$450	\$475	\$500

DELUXE TWO TONE	\$600	\$700	\$800	\$900	\$1000	\$1100	\$1200	\$1300	\$1400
-----------------	-------	-------	-------	-------	--------	--------	--------	--------	--------

SIDE HEIGHT	20' LONG	24' LONG	28' LONG	32' LONG	36' LONG	40' LONG	44' LONG	48' LONG	52' LONG
10' Tall	\$360	\$432	\$504	\$576	\$648	\$720	\$792	\$864	\$936
12' Tall	\$720	\$864	\$1008	\$1152	\$1296	\$1440	\$1584	\$1728	\$1872
14' Tall	\$1280	\$1536	\$1792	\$2048	\$2304	\$2560	\$2816	\$3072	\$3328
16' Tall	\$2040	\$2412	\$2784	\$3156	\$3528	\$3900	\$4272	\$4644	\$5016
18' Tall	\$2800	\$3200	\$3600	\$4000	\$4400	\$4800	\$5200	\$5600	\$6000
20' Tall	\$3160	\$3726	\$4292	\$4858	\$5424	\$5990	\$6556	\$7122	\$7688

BOTH SIDES CLOSED	20' LONG	24' LONG	28' LONG	32' LONG	36' LONG	40' LONG	44' LONG	48' LONG	52' LONG
8' Tall	\$860	\$1030	\$1200	\$1370	\$1540	\$1710	\$1880	\$2050	\$2220
10' Tall	\$980	\$1170	\$1360	\$1560	\$1750	\$1960	\$2150	\$2340	\$2530
12' Tall	\$1100	\$1320	\$1540	\$1760	\$1980	\$2200	\$2420	\$2640	\$2860
14' Tall	\$1220	\$1464	\$1708	\$1952	\$2196	\$2440	\$2684	\$2928	\$3172
16' Tall	\$1700	\$2040	\$2380	\$2720	\$3060	\$3400	\$3740	\$4080	\$4420
18' Tall	\$2060	\$2474	\$2884	\$3296	\$3708	\$4120	\$4532	\$4944	\$5356
20' Tall	\$2420	\$2904	\$3388	\$3872	\$4356	\$4840	\$5324	\$5808	\$6292

EACH END CLOSED	8' TALL	10' TALL	12' TALL	14' TALL	16' TALL	18' TALL	20' TALL
32' Wide	\$2295	\$2445	\$2595	\$2745	\$2895	\$3045	\$3195
34' Wide	\$2395	\$2545	\$2695	\$2845	\$2995	\$3145	\$3295
36' Wide	\$2495	\$2645	\$2795	\$2945	\$3095	\$3245	\$3395
38' Wide	\$2595	\$2745	\$2895	\$3045	\$3195	\$3345	\$3495
40' Wide	\$2695	\$2845	\$2995	\$3145	\$3295	\$3445	\$3595
42' Wide	\$2795	\$2945	\$3095	\$3245	\$3395	\$3545	\$3695
44' Wide	\$2895	\$3045	\$3195	\$3345	\$3495	\$3645	\$3795
46' Wide	\$2995	\$3145	\$3295	\$3445	\$3595	\$3745	\$3895
48' Wide	\$3095	\$3245	\$3395	\$3545	\$3695	\$3845	\$3995
50' Wide	\$3195	\$3345	\$3495	\$3645	\$3795	\$3945	\$4095
52' Wide	\$3295	\$3445	\$3595	\$3745	\$3895	\$4045	\$4195
54' Wide	\$3395	\$3545	\$3695	\$3845	\$3995	\$4145	\$4295
56' Wide	\$3495	\$3645	\$3795	\$3945	\$4095	\$4245	\$4395
58' Wide	\$3595	\$3745	\$3895	\$4045	\$4195	\$4345	\$4495
60' Wide	\$3695	\$3845	\$3995	\$4145	\$4295	\$4445	\$4595

Garage Doors

Uncertified			Certified	
White	Size	Color	White Only	
\$400	6' X 6'	\$500	6' X 6'	\$650
\$500	8' X 8'	\$600	8' X 8'	\$700
\$550	9' X 8'	\$650	9' X 8'	\$750
\$600	10' X 8'	\$700	10' X 8'	\$850
\$700	10' X 10'	\$800	10' X 10'	\$950
\$1300	*12' X 12'	\$1400	*12' X 12'	\$1800
\$2000	*14' X 14'	\$2100	*14' X 14'	\$2400
P. Gray-Brown-Green-B. Red-Beige			*16' X 16'	\$2600

Chain Hoist \$275.00 Each (*Included In Price)

Building must be 2' taller than garage door when installed on the side for certified garage doors or 12' x 12' and 14' x 14' uncertified.

Gable End
32' to 40' Wide \$500.00
42' to 50' Wide \$600.00
52' to 60' Wide \$750.00

Insulation
Double Bubble \$1.00/sq ft
Woven R-17 \$2.00/sq ft

Walk In Doors
36" X 80" \$225.00

Frameouts

45° Angle \$80.00
(Plus Frameout Charge)

Garage Door \$125.00

Window \$70.00

Walk-In Door \$85.00


Side Openings

With Garage Door \$225.00



Without Garage Door \$325.00

Windows Certified

200.00
30" X 36"



Side View **Front View**

Up to Any Length 32' to 60' Wide

Blueprint

Call For Pricing